



TRUE NATURE

METAL ROOF TILES

Inspired by Nature
Engineered by Vicwest



WHY CHOOSE A METAL ROOF?

Compared to other materials, metal roofs are an easy choice. Here are five reasons why...

1. It's the environmentally responsible decision

Metal is 100% recyclable, with more metal being recycled than paper, aluminum, glass, and plastic combined. In contrast, the primary ingredient in asphalt is tar, a derivative of petroleum, which is toxic, messy, and can't be recycled. In fact, more than 11 million tonnes of asphalt-based roofing end up in North American landfills each year.



2. Metal roofs are stylish

With True Nature, metal roofs are no longer limited to standing seam barns or cottages. Metal tiles offer the appearance of natural materials like slate, shake, and clay tiles, but without the high cost and maintenance. Specialized paint coatings result in multi-hued finishes that are designed to look even more like their natural counterparts.




3. They add value

Ordinary roofing materials have shorter life spans and need to be replaced every 10 to 20 years. The condition of a roof is often a clue to the condition of the rest of a home. If it's aging, a roof can be an indication of costly structural damage from dampness or leaks, not to mention potential health problems caused by mold. According to *Remodeling* magazine, re-roofing pays off better than any other home renovation, with an average cost recovery of 106%.



4. Metal roofs look good longer

Metal roofs look as good at year 50 as they do the day they're installed. That's because True Nature metal tiles are made from Galvalume steel that features an anti-corrosive metallic coating with self-healing properties that protects it from rusting. On top of this coating is a paint finish designed to minimize color fade over time.



5. Metal roofs improve your energy efficiency

In addition to featuring Cool Roof paints that reflect sun rays, True Nature metal tiles are formed with an airspace between the metal and the roof deck that acts further to stop the conductive flow of heat from the surface of the roof into the attic. Testing has shown metal tiles can reduce heat gain by approximately 40% compared to standard asphalt shingles.



Cedar Creek™ Shake

Expressence

• PREMIUM PVDF COATED METAL



Signature Matte

• SMP COATED METAL






North Ridge[™] Slate


True Nature Metal Roofing



Expressence
• PREMIUM PVDF COATED METAL




Midnight Storm




Mica Gray

Signature Matte
• SMP COATED METAL



Ebony



Shadow Deep Gray



Burnished Slate

vicwest.com




Coastal Wave™ Tile

True Nature Metal Roofing




Expressence
• PREMIUM PVDF COATED METAL




Terracotta

Signature
• SMP COATED METAL




Black


Signature Matte
• SMP COATED METAL



Ebony



Shadow Deep Gray

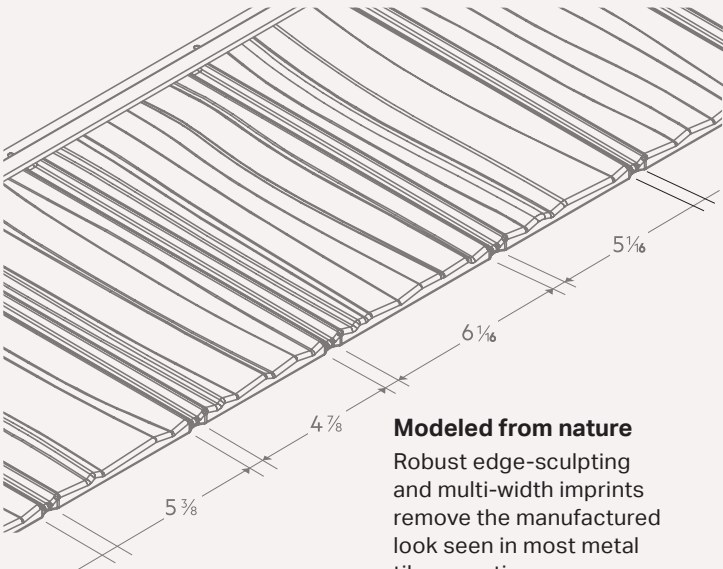


Burnished Slate

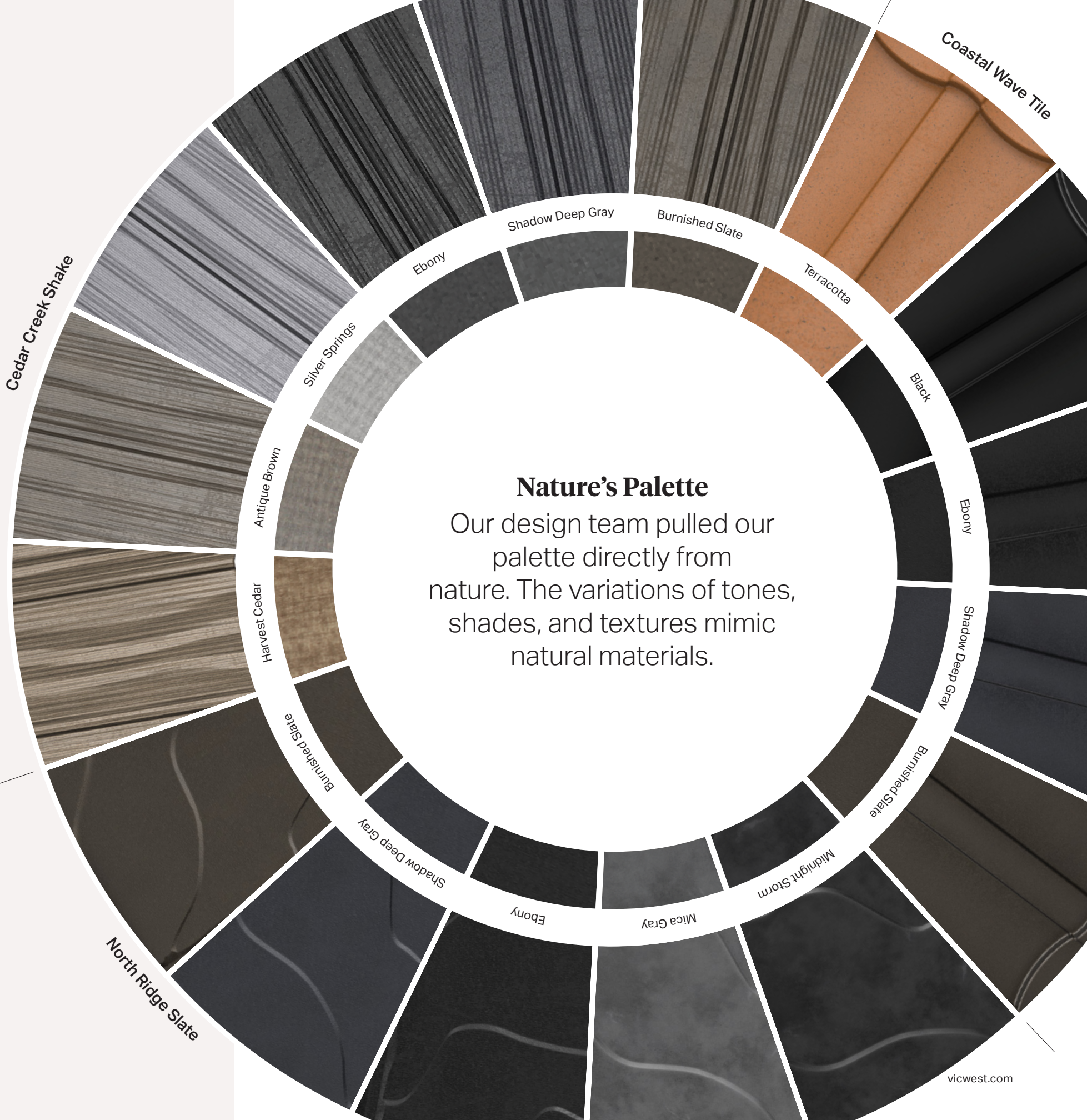
vicwest.com

NATURAL APPEARANCE

Whether it's shake from a cedar tree, slate quarried from a mountain side, or terracotta molded from clay – our proprietary engineering process has enabled us to create metal casts that look unprecedentedly realistic.



Modeled from nature
Robust edge-sculpting and multi-width imprints remove the manufactured look seen in most metal tiles, creating a more natural appearance. Additional corrugation on our shake profile enhances the tile's texture.



Truer Than Nature

True Nature metal tiles look and work better than traditional materials when it comes to protecting your home.




Traditional **shake tiles** have a tendency to warp, split, mold, and eventually rot. True Nature's Cedar Creek Shake tiles provide all the aesthetic benefit of a shake roof without the degradation.




Slate tiles are beautiful but heavy and prone to breakage and algae growth. True Nature's North Ridge Slate tiles are incredibly lightweight and will never break.




Terracotta **barrel tiles** instantly distinguish a home, but like natural slate, their weight adds unwanted stress to a roof. True Nature Coastal Wave tiles create the look of barrel tiles without the extra load.



Cedar Creek Shake



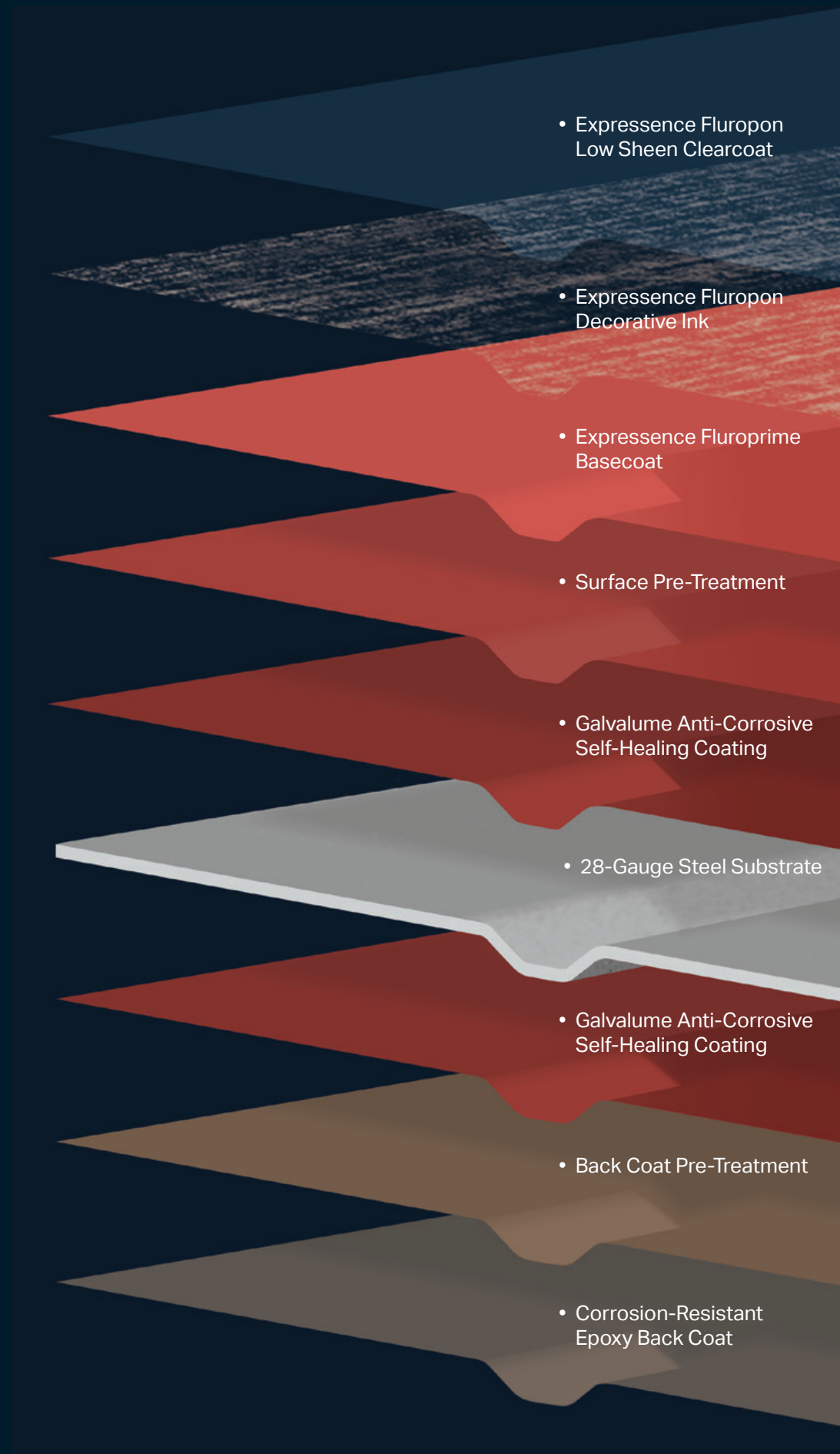
North Ridge Slate



Coastal Wave

SMART ENGINEERING

Shake and Slate Tile Features



**We spent years
engineering a
paint system that
is remarkably
realistic and
withstands the
elements**

There's much more to a True Nature roof tile than meets the eye. Each 28-gauge steel metal tile is enhanced by layers of specialized coatings that combine to create a realistic finish that is protected from fading and corrosion in virtually all weather conditions.

Signature Matte
SMP COATED METAL


Expressence
PREMIUM PVDF COATED METAL

Shake and Slate Weather Shield Quadra-Loc

True Nature’s Quadra-Loc technology locks our tiles in place on all four sides, with industry-leading profile and lock depth resulting in unprecedented water-tightness and virtually eliminates uplift from winds up to 180MPH.

Smooth install

Pre-drilled holes make it quick and easy to fasten the tiles down to the roof deck, saving on the need to puncture through metal. No cumbersome clips means installation is more accurate and secure.




COVERAGE NATURE INTENDED

Water-shedding channels

Capillary action causes water to behave like a sticky substance. Cascading water wants to travel laterally along the edge of a roof tile and seep onto the underlayment. We've engineered our proprietary design to lock water into a channel, diverting downward over the tile and away from the underlayment, minimizing the greatest threat to your roof: water damage.



When it came to developing a shake and slate metal tile with unprecedented water protection, our engineering team looked to nature for inspiration.



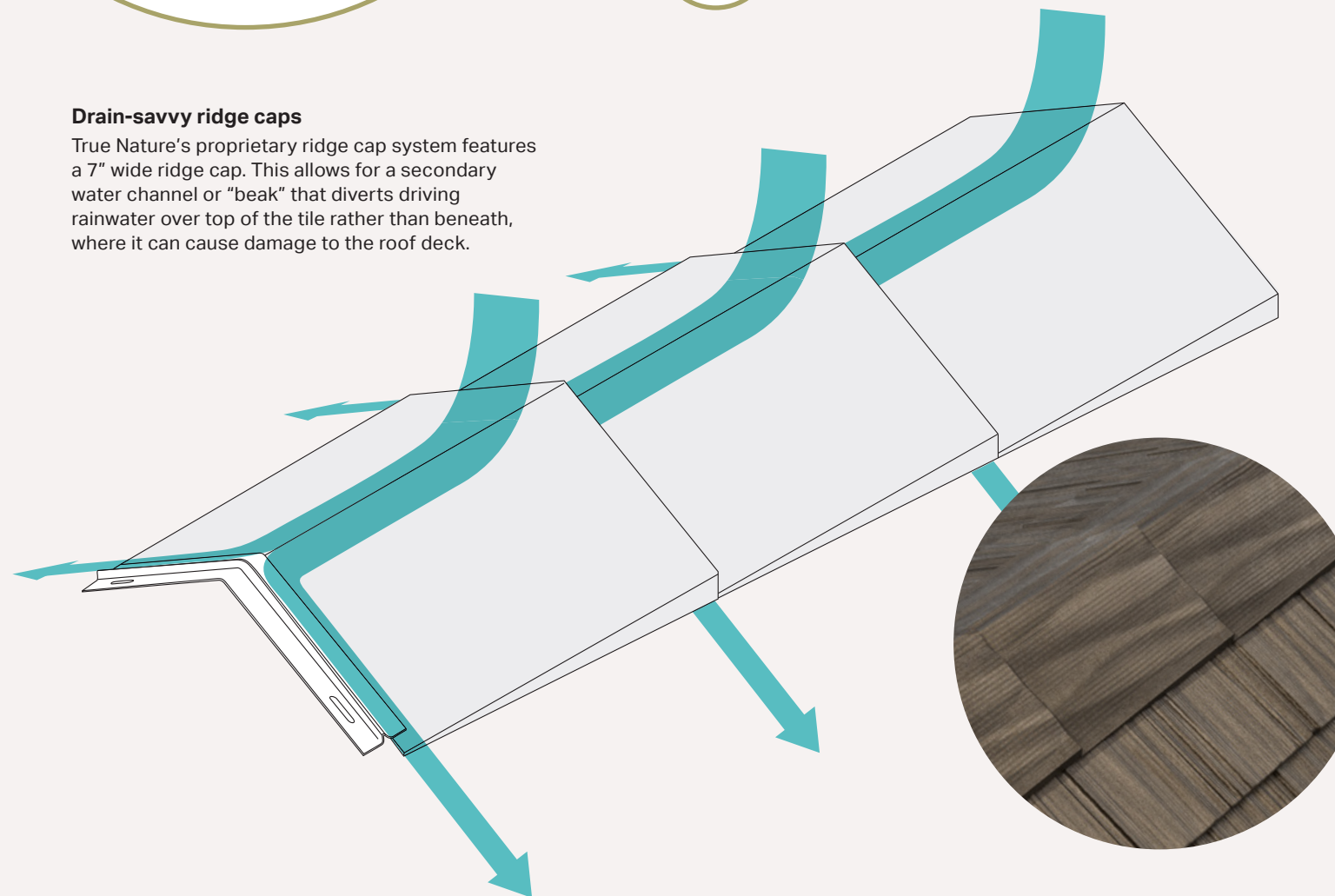
Weep hole

True Nature's weep holes act as a secondary layer of protection, providing avenues for traveling, trapped water and condensation to drain back down over top of the tile and into your gutters.



Drain-savvy ridge caps

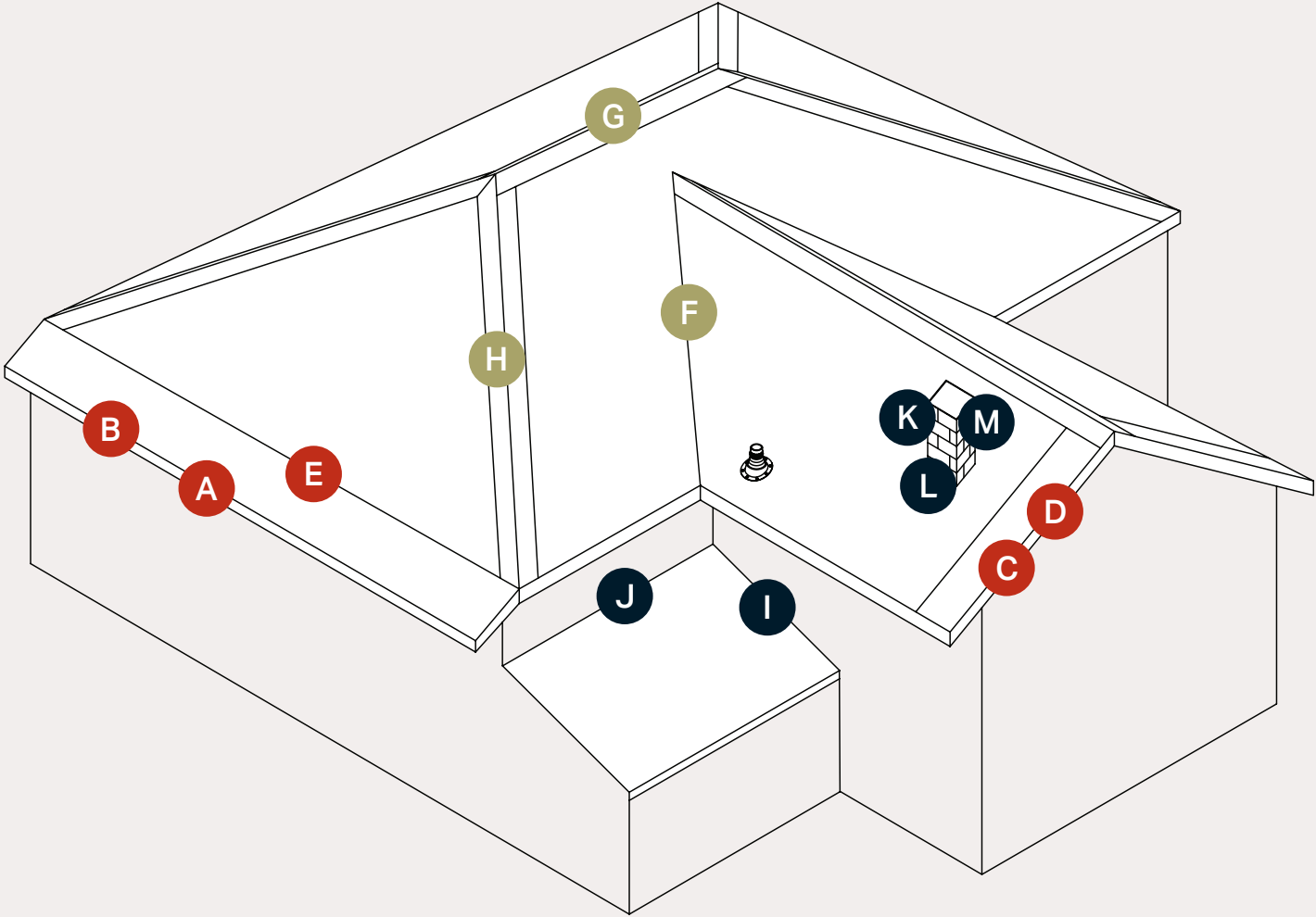
True Nature's proprietary ridge cap system features a 7" wide ridge cap. This allows for a secondary water channel or "beak" that diverts driving rainwater over top of the tile rather than beneath, where it can cause damage to the roof deck.


















Trim & Technical Specification

The True Nature trim system optimizes your roof's performance by maximizing water drainage and preventing potentially damaging ice build-up. Designed to work in lock-step with True Nature tiles, these trim components create intricate channels that divert water from your home.

The True Nature trim system is formed from the same steel coil as our tiles, ensuring a perfect color match, while the ridge caps are stamped with the same imprint, making it a seamless finishing touch to your home.



A	B	C	D	E
 Starter	 Eave	 Inner Gable	 Outer Gable	 Slope Change / Transition
F	G	H	I	J
 Valley	 Ridge / Hip Cap	 Under Hip	 Side Wall	 End Wall
K	L	M	For use with Side Wall and End Wall Trim	
 Side Wall Masonry	 End Wall Masonry	 High End Chimney	 Z-Flashing	 Reglet

Cool Roof Ratings

Finish	Color	Color Code	SR (Solar Reflectance)	IE (Initial Emissivity)	SRI (Solar Reflectance Index)
Cedar Creek Shake					
Expressence PVDF	Antique Brown	18-3026	0.28	0.9	29
	Harvest Cedar	18-3022	0.46	0.88	52
	Silver Springs	18-3024	0.38	0.88	42
Matte SMP	Ebony	9822	0.06	0.9	1
	Shadow Deep Gray	10695	0.14	0.87	10
	Burnished Slate	10740	0.29	0.88	30
North Ridge Slate					
Expressence PVDF	Midnight Storm	18-3028	0.12	0.88	8
	Mica Gray	18-3030	0.15	0.88	12
Matte SMP	Ebony	9822	0.06	0.9	1
	Shadow Deep Gray	10695	0.14	0.87	10
	Burnished Slate	10740	0.29	0.88	30

**Installed Coverage/
Exposure Size**
12 in x 50 in / tile

**Installed Coverage/
Exposure Area**
4.17 sqft / tile
(24 tiles / square)

Installed Weight
3.76 lbs / tile
(100 lbs / square)

Tile Depth
9/16" at the tile nose

Material
28ga (0.015"), Grade 33,
Galvalume coated steel



Vicwest helps communities build for tomorrow, through:

Durable products

Since 1930, Vicwest has been North America's metal structure experts – engineering and manufacturing metal roofing and wall systems that withstand our harshest climates. Designed to last a lifetime and backed by our industry-leading guarantee, Vicwest has you covered. In fact, you may never have to re-roof again.

Sustainable solutions

Our metal roofing and wall systems offer protection from elements while protecting the environment. Not only are our products environmentally friendly, but our manufacturing facilities produce them in an environmentally responsible way – using net-zero energy through carbon offsets. We're proud to lead our industry in our mission to be net-positive within the next few years – and we're helping our entire supply chain to do the same.

Inspirational innovations

Our design engineers have been at the forefront of creating metal building materials that are indestructible and can be formed, shaped, and customized to achieve virtually any design inspiration. That's why North America's most renowned architects and contractors trust Vicwest to deliver curb appeal that lasts a lifetime.

For more information
visit **vicwest.com**

